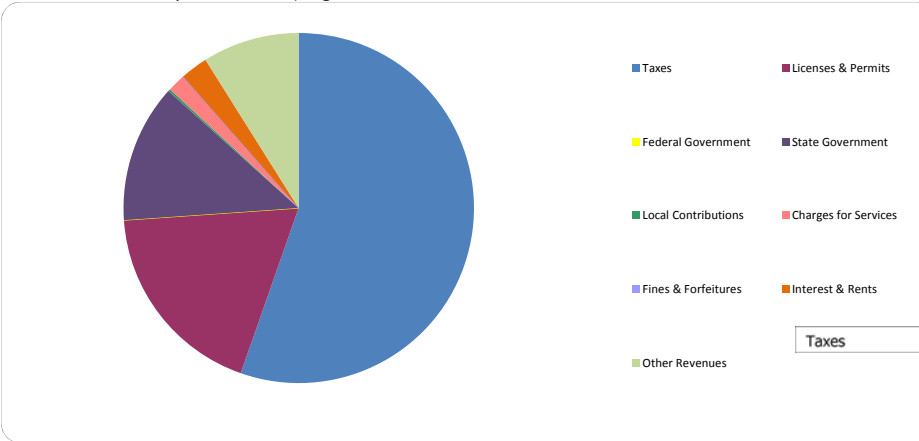


CITIZEN'S GUIDE TO LOCAL UNIT FINANCES - (I)

REVENUES

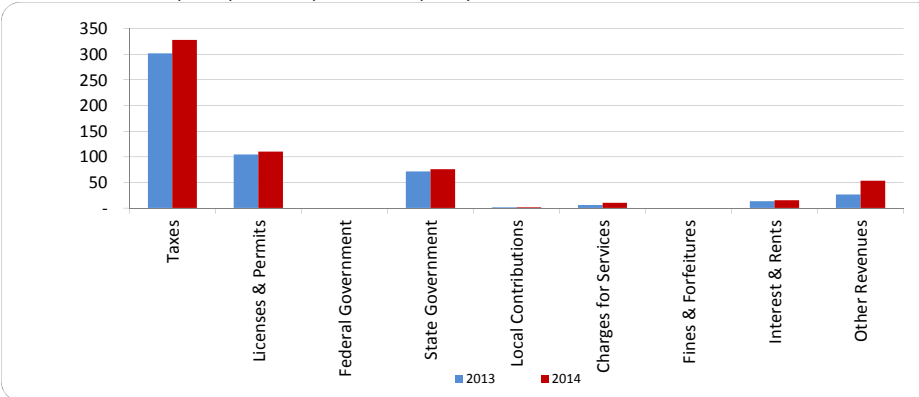
1. Where our money comes from (all go CASCADE CHARTER TOWNSHIP)



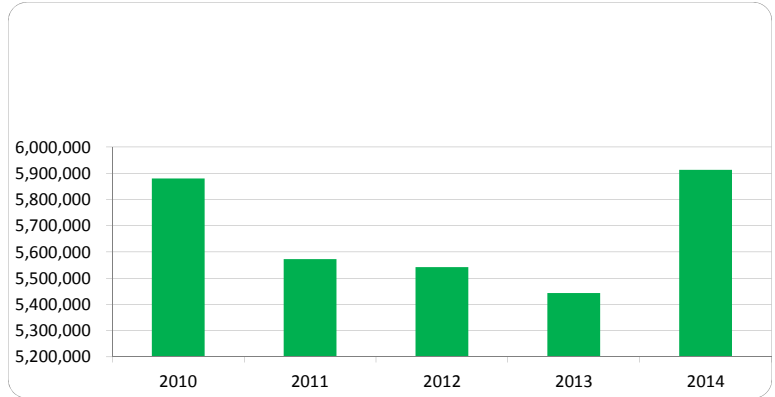
2. Compared to the prior year

	<u>2013</u>	<u>2014</u>	<u>% change</u>
Taxes	\$ 5,442,855	\$ 5,912,551	8.63%
Licenses & Permits	1,883,845	1,979,225	5.06%
Federal Government	-	-	N/A
State Government	1,287,061	1,362,586	5.87%
Local Contributions	21,913	21,913	0.00%
Charges for Services	105,391	176,687	67.65%
Fines & Forfeitures	-	-	N/A
Interest & Rents	236,741	272,864	15.26%
Other Revenues	<u>474,093</u>	<u>953,482</u>	101.12%
Total Revenues	\$ <u>9,451,899</u>	\$ <u>10,679,308</u>	12.99%

3. Revenue sources per capita - compared to the prior year



4. Historical trends of individual sources



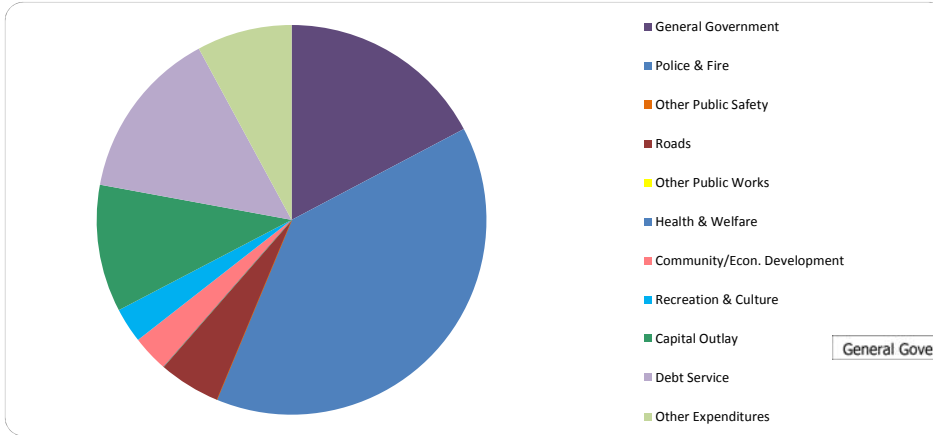
Commentary:

For more information on our unit's finances, contact Benjamin Swayze at (616) 949-1500.

CITIZEN'S GUIDE TO LOCAL UNIT FINANCES - ()

EXPENDITURES

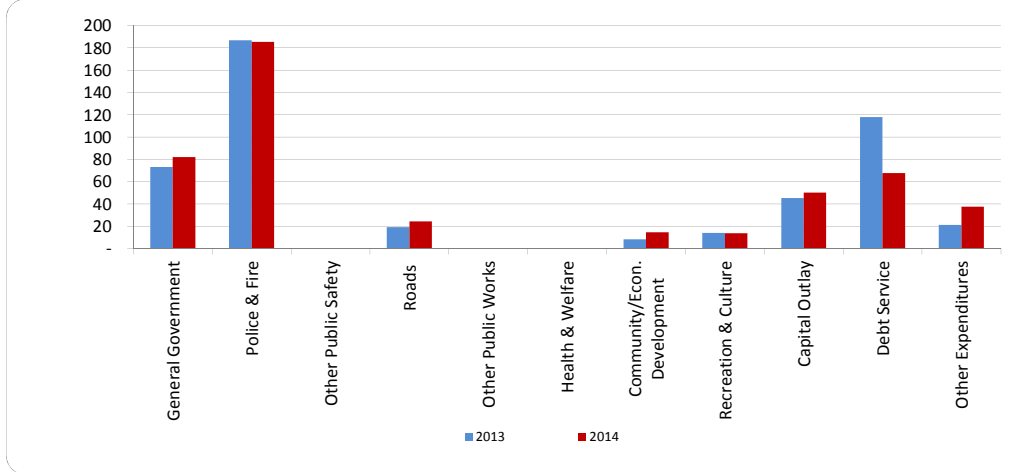
1. Where we spend our money (all gove CASCADE CHARTER TOWNSHIP



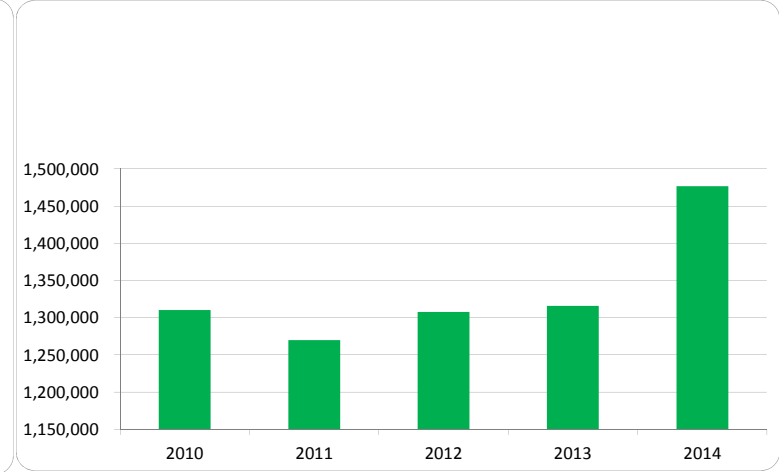
2. Compared to the prior year

	<u>2013</u>	<u>2014</u>	<u>% change</u>
General Government	\$ 1,315,793	\$ 1,476,754	12.23%
Police & Fire	3,364,177	3,337,537	-0.79%
Other Public Safety	-	-	N/A
Roads	344,768	439,600	27.51%
Other Public Works	-	#REF!	N/A
Health & Welfare	-	-	N/A
Community/Econ. Development	147,396	260,111	76.47%
Recreation & Culture	254,382	246,526	-3.09%
Capital Outlay	816,213	902,729	10.60%
Debt Service	2,123,340	1,216,661	-42.70%
Other Expenditures	379,068	675,560	78.22%
Total Expenditures	\$ 8,745,137	#REF!	#REF!

3. Spending per capita - compared to the prior year



4. Historical trends of individual departments:

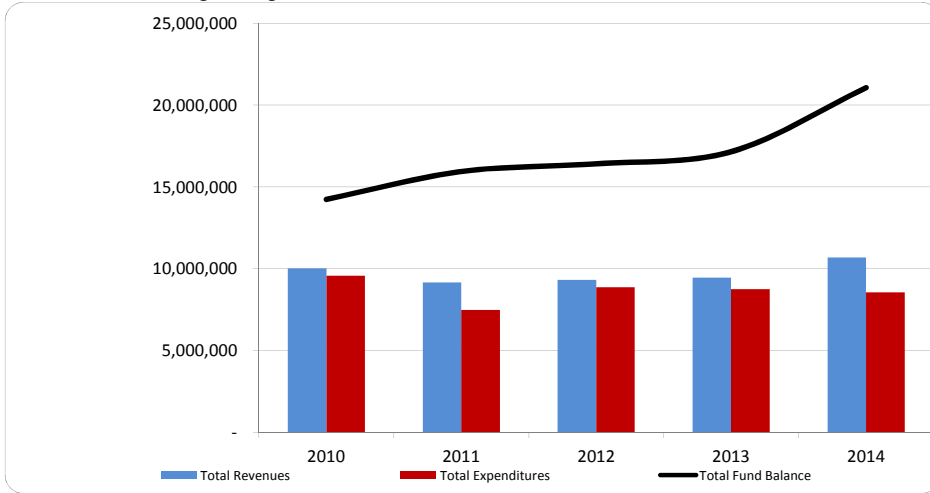


Commentary:

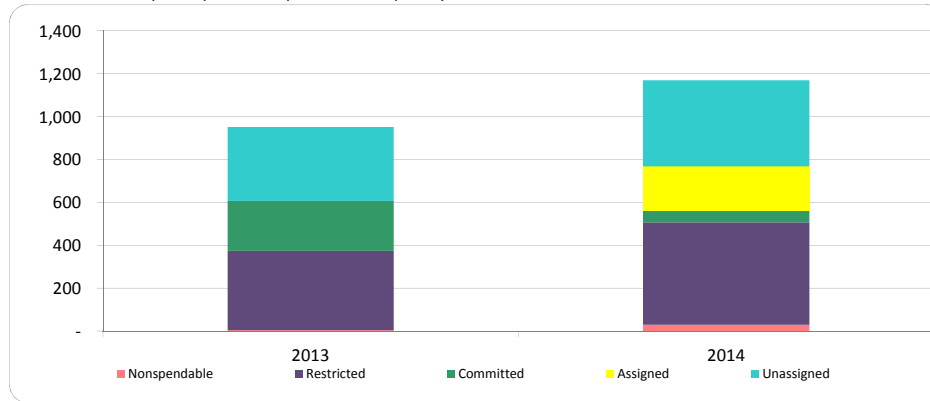
For more information on our unit's finances, contact Benjamin Swayze at (616) 949-1500.

CITIZEN'S GUIDE TO LOCAL UNIT FINANCES - (I)

1. How have we managed our government? CASCADE CHARTER TOWNSHIP



3. Fund balance per capita - compared to the prior year

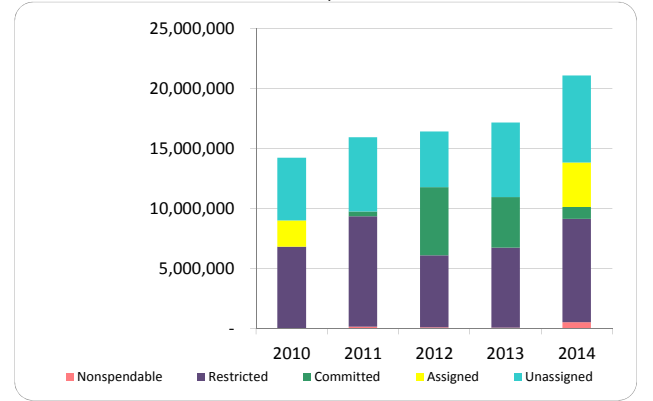


FINANCIAL POSITION

2. Compared to the prior year

	2013	2014	% change
Revenue	9,451,899	10,679,308	12.99%
Expenditures	8,745,137	8,555,478	-2.17%
Surplus (shortfall)	706,762	2,123,830	200.50%
Fund balance, by component:			
Nonspendable	72,774	534,522	634.50%
Restricted	6,673,800	8,612,147	29.04%
Committed	4,190,171	980,605	-76.60%
Assigned	-	3,707,868	N/A
Unassigned	6,212,774	7,233,857	16.44%
total fund balance	17,149,519	21,068,999	22.85%

4. Historical trends of individual components



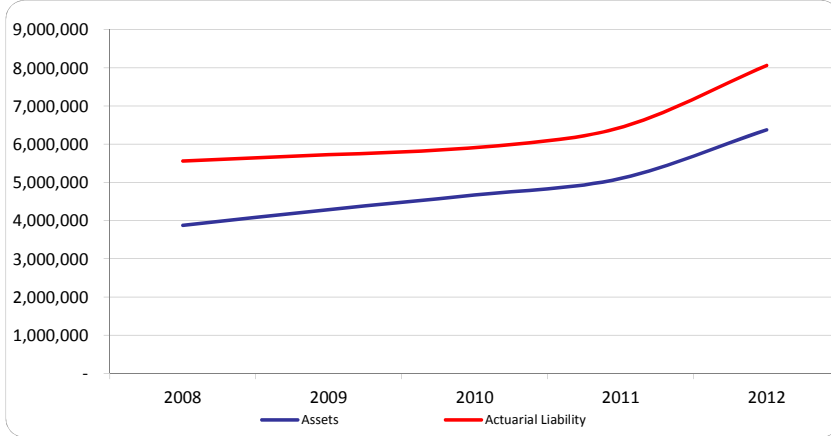
Commentary:

For more information on our unit's finances, contact Benjamin Swayze at (616) 949-1500.

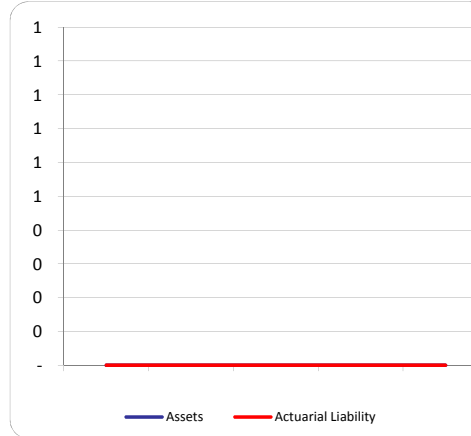
CITIZEN'S GUIDE TO LOCAL UNIT FINANCES - (I)

1. Pension funding status

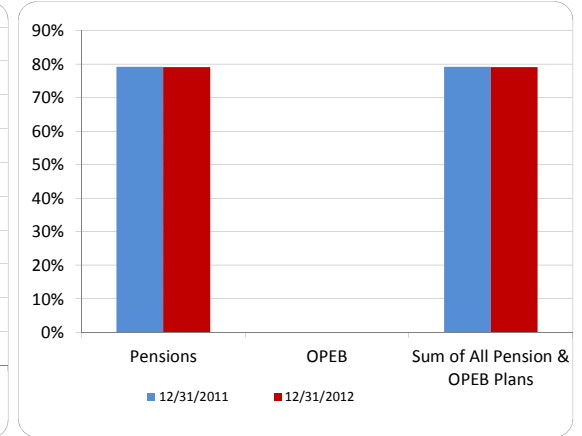
CASCADE CHARTER TOWNSHIP



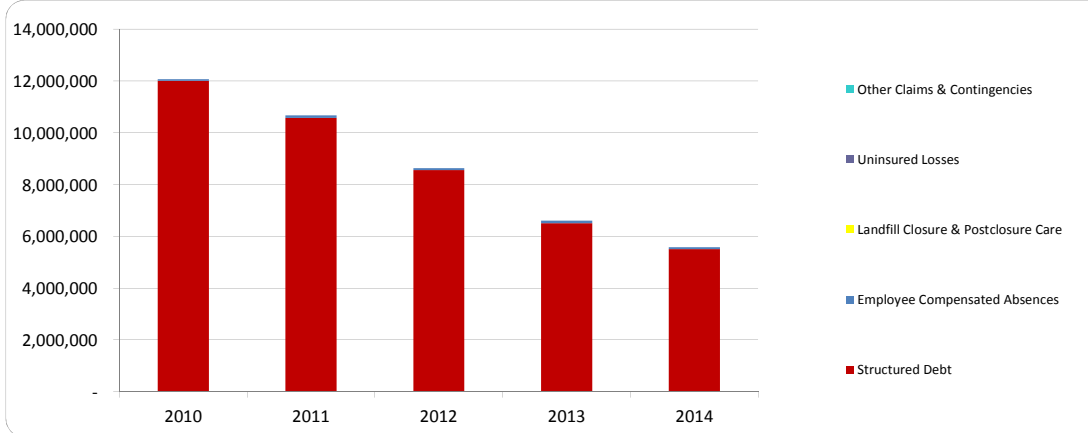
2. Retiree Health care funding status



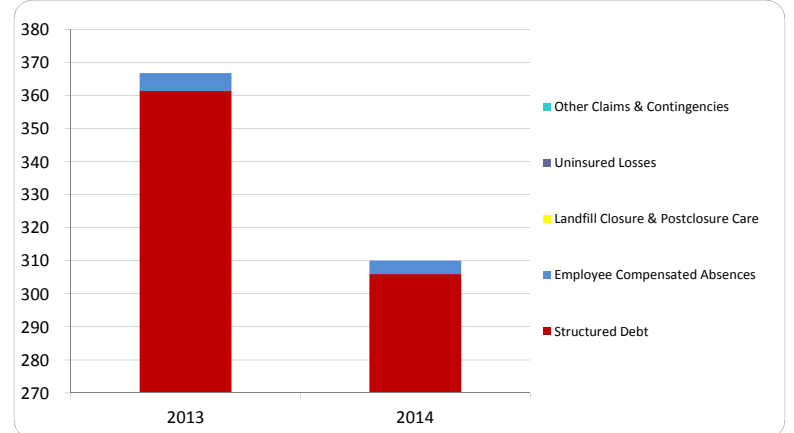
3. Percent funded - compared to the prior year



4. Long Term Debt obligations:



5. Debt & other long term obligations per capita - compared to the prior year



Commentary:

For more information on our unit's finances, contact Benjamin Swayze at (616) 949-1500.